

**Model MB15EXS09****SPECIFICATIONS**

| ITEM | U.S.A. | METRIC |
|------------------------------|--------------------------|-----------|
| AEM/CIMA IMPACT ENERGY | 720 ft lbs | 976 J |
| OIL FLOW RANGE | 15-25 gpm | 56-95 lpm |
| HYDRAULIC PRESSURE (working) | 2200 psi | 152 bar |
| BLOWS PER MINUTE RANGE | 360-800 blows per minute | |
| WEIGHT (with tool bit) | 1100 lbs | 453 kg |
| LENGTH (with tool bit) | 71 in | 1802 mm |
| TOOL WORKING LENGTH | 18.3 in | 466 mm |
| TOOL DIAMETER | 3.3 in. | 84 mm |
| SYSTEM RELIEF (cracking) | 3000 psi | 207 bar |

NOTE: Weights, dimensions and operating specifications listed on this sheet are subject to change without notice. Where specifications are critical to your application, consult your dealer or the factory.

The MB15EXS adds the power of a 1200 ft lb class breaker to the high end of our 6-Series line. Designed for backhoes and excavators in the 14,000 - 26,000 lb range, the MB15EXS hits like a heavier breaker with one of the highest blow energy ratings in its class (see CIMA rating).

The MB15EXS is a great option for rental or sales to contractors looking for increased breaker production. Weighing only 1100 pounds, the MB15EXS can be used on both tractor loader backhoes and mini excavators.

The MB15EXS can also be adapted for underwater use with a field installable kit.

Features

Enclosed housing
Two moving parts
Narrow profile

Light weight
Lower oil flow range

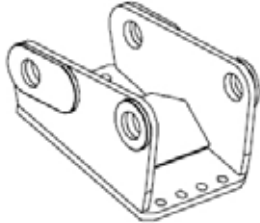
Field replaceable bushing

Benefits

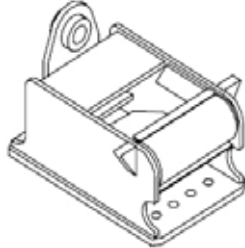
Eliminates damaging shocks to the carrier
Better performance, significantly less service required
Operator can work closer to the edge of trench or near a wall
Better visibility for operator
User can select lighter weight, less expensive carrier
Saves on fuel
Reduces deterioration
Increased efficiency
Easier field maintenance

ORDER INFORMATION

| MODEL NO. | DESCRIPTION |
|------------|---|
| MB15EXS03 | Flange top, blank fire, custom brackets sold seperately |
| MB15EXS07 | 14" pin centers, blank fire, pin kits available |
| MB15EXS09 | Wain Roy top, blank fire |
| MB15EXS09B | Wain Roy top, blank fire, black |



14" Pin Centers Mounting Bracket
Part No. 30913



Wain Roy Mounting Bracket
Part No. 39056

ACCESSORIES

| PART NO. | DESCRIPTION |
|----------|-------------------------|
| 66661 | Tool - conical |
| 66662 | Tool - cross cut chisel |
| 66663 | Tool - line cut chisel |
| 66664 | Tool - blunt |
| 66665 | Tool -moil |

CARRIER SIZE



Backhoes 14,000 to 26,000 lb
6350 to 11,793 kg



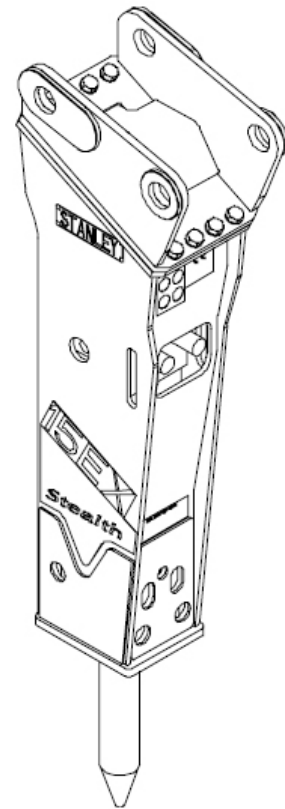
Excavators 14,000 to 26,000 lb
6350 to 11,793 kg



All Stanley Hydraulic Tools, parts, accessories and allied equipment are subject to design improvements, specification and price changes at any time without notice and with no obligation to units already sold. Weights, dimensions and operating specifications listed herein are subject to change without notice. Where specifications are critical to your applications, please consult Stanley Hydraulic Tools.

WARRANTY

Stanley Hydraulic Tools and their associated parts are warranted against defects in materials and workmanship for a period of twelve months from the date of purchase. Stanley Hydraulic Tools reserves the right to repair or replace only those parts which prove to have been defective at the time of purchase. This warranty becomes void if maximum flow and pressure ratings are exceeded.



STANLEY

Hydraulic Tools

Visit our website at www.stanley-hydraulic-tools.com

Stanley Hydraulic Tools
3810 S.E. Naef Road
Milwaukie, Oregon
97267
Tel 503-659-5660